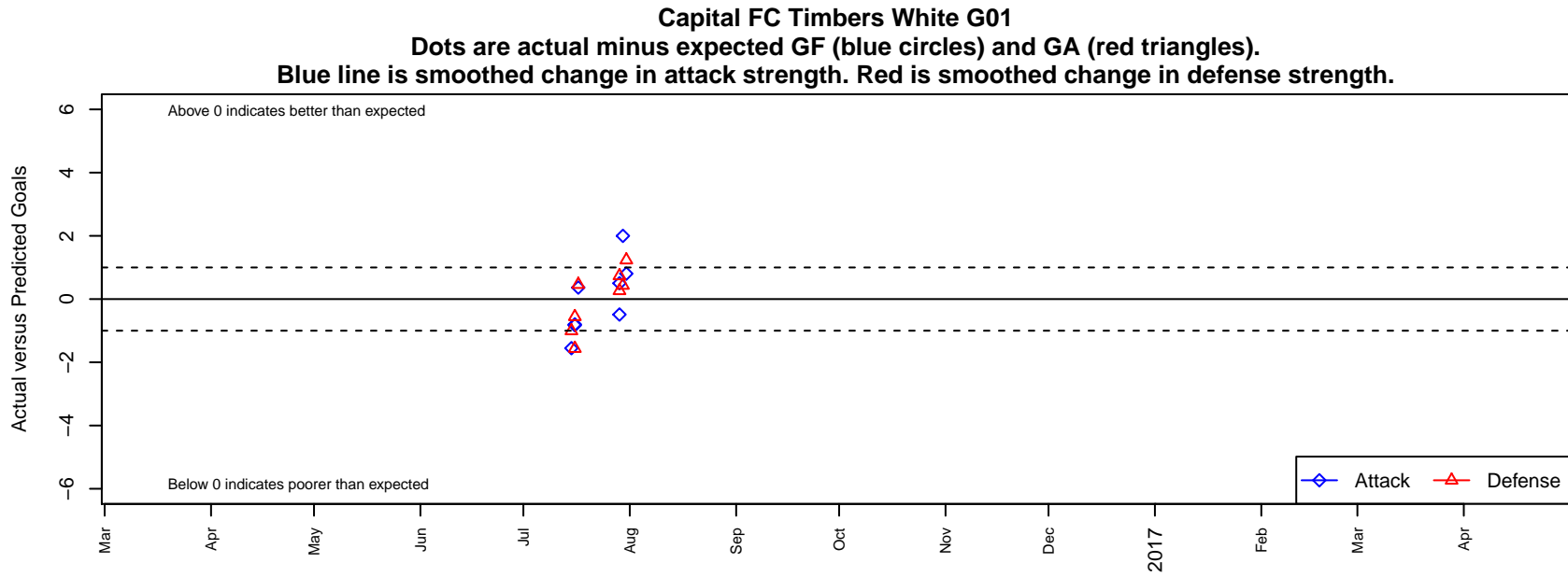


Capital FC Timbers White G01

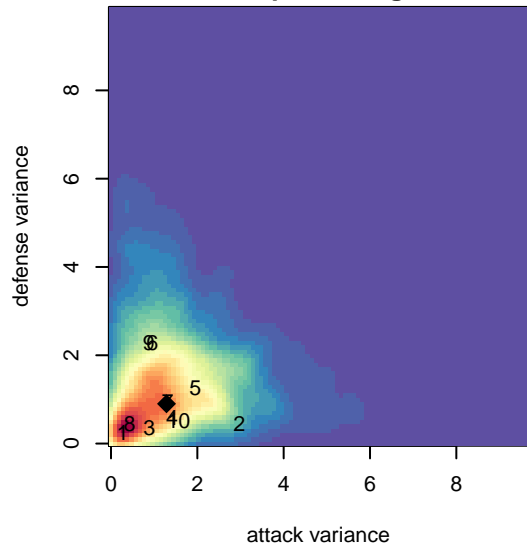
Cascade Futbol Club/Capital FC
Salem, OR
G01 total strength=1430
attack=9.86 defense=7.98

alt names used:

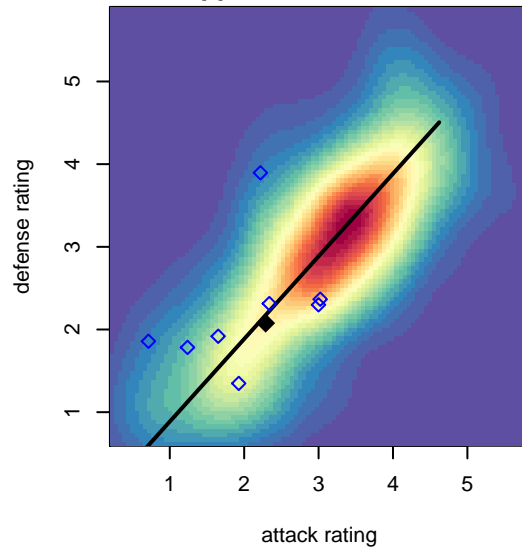
Venues played:
2016 Beaverton Cup GU16 Silver
2016 Mt Hood Challenge U16 Gold/Silver



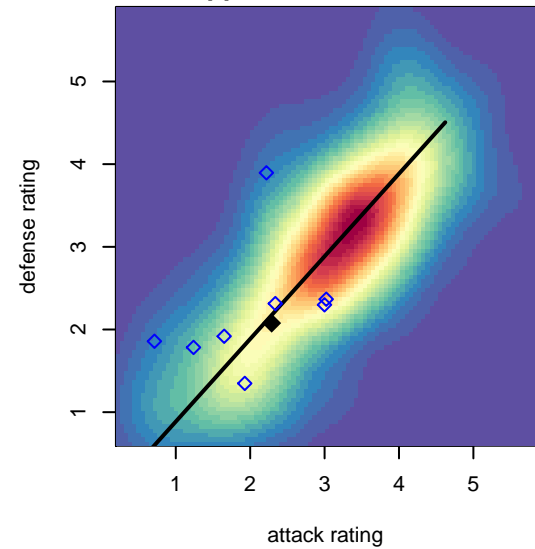
**attack and defense variance (black dot)
relative to other teams
and top 10 in region**



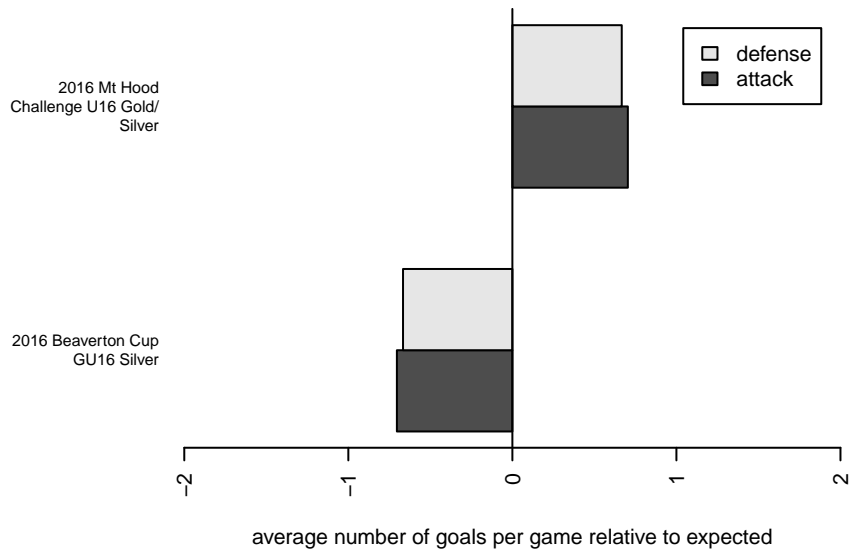
**attack and defense rating
relative to others at age
and all opponents in last 13 months**



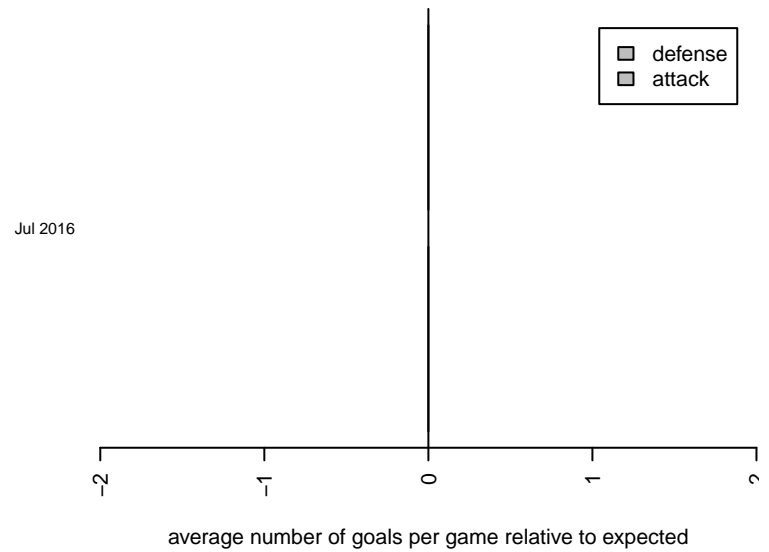
**attack and defense rating
relative to others at age
and all opponents in last 13 months**



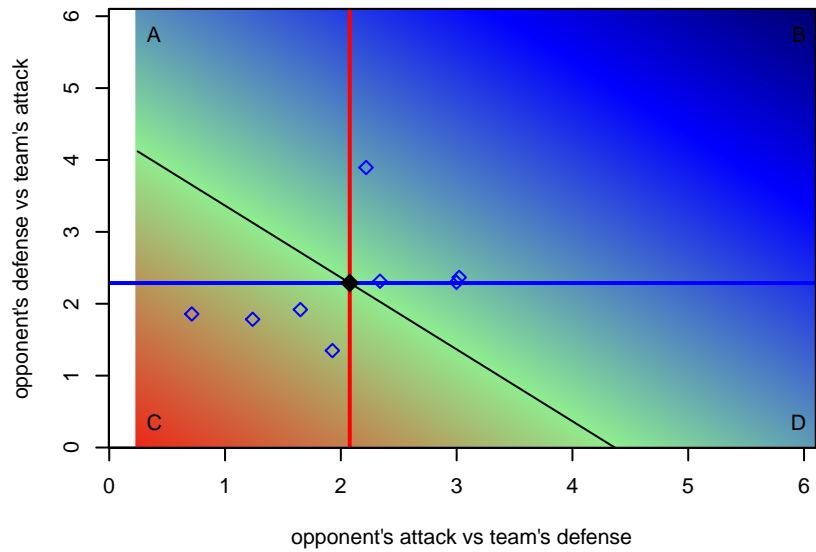
Performance relative to 13 month average



Performance relative to 13 month average



Distribution of opponents
 Red = Lose zone, Blue = Win zone, Green = Even
 Black line separates win/lose zones



lot. A=Neither has attack advantage, B=Opponent has both attack and defense advantage, C=Opponent has both attack and defense disadvantage, D=Both have

date	home		away		venue	pred.home	pred.away
2016-07-31	Mustang Rampage G01	0	Capital FC Timbers White G01	1	2016 Mt Hood Challenge U16 Gold/Silver	1.23	0.20
2016-07-30	Capital FC Timbers White G01	3	Pacific FC Ice G01	2	2016 Mt Hood Challenge U16 Gold/Silver	1.00	2.43
2016-07-29	Capital FC Timbers White G01	1	Westside Timbers Copa TS G01	0	2016 Mt Hood Challenge U16 Gold/Silver	1.49	0.73
2016-07-29	Capital FC Timbers White G01	2	Vision SC White G01	0	2016 Mt Hood Challenge U16 Gold/Silver	1.50	0.26
2016-07-17	ETFC Cypress Red G01	0	Capital FC Timbers White G01	2	2016 Beaverton Cup GU16 Silver	0.46	1.64
2016-07-16	FPSC Fury Black G01	3	Capital FC Timbers White G01	0	2016 Beaverton Cup GU16 Silver	2.44	0.83
2016-07-16	Capital FC Timbers White G01	0	FC Portland White G01	3	2016 Beaverton Cup GU16 Silver	0.80	1.44
2016-07-15	Washington Timbers White 1 G01	2	Capital FC Timbers White G01	1	2016 Beaverton Cup GU16 Silver	0.99	2.55